



200 & 400 AMP SERVICES

Underground utilities have become standard practice for new construction. Our recommended service affords all the advantages of overhead service except that if a tremendous increase in power needs should develop, it would be a little more difficult to transform this service into a larger one.

The 200 amp services shown are our recommended service for the average three bedroom home. In areas where electrical power is one of the most economical energies, it is probable that electricity is the method of heating. This service provides plenty of room for the circuits necessary to accommodate individual room heat and all the branch circuits required to adequately service the home. There will be enough free space left to add circuits for future requirements ensuring that you will probably never outgrow this service. You are also provided the protection and convenience of a main disconnect breaker which shuts off the entire panel with a single switch.

The 400 amp service is usually required for larger homes that demand more heating and air conditioning capacity, as well as homes that utilize jetted tubs, hot tubs, saunas, or other large demand appliances and equipment.

Manual bypass safety socket meter bases are required for commercial buildings, separate services to shops and water pumps. These are usually a requirement of the utility company, check with the local power company or a

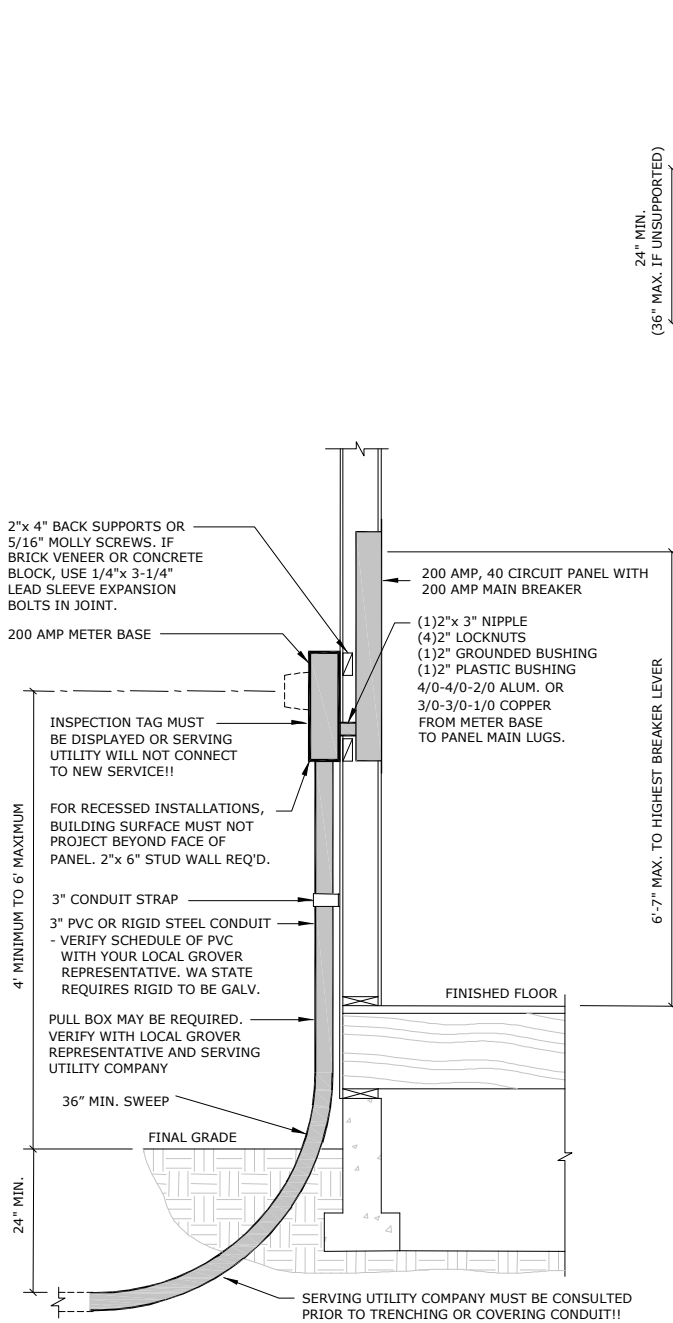
member of our sales staff. The bypass meter allows the power company to pull the meter for repair or maintenance reasons and not interrupt the flow of power to the building.

Most power companies do not require special metering for 400 amp services or less. Some areas do require the use of CT (current transformer) metering for a 400 amp service. This type of meter base uses a transformer in the panel to step down the power before it flows through the meter. Your local Grover's sales team can advise you if this is the case in your area.

The first step is to determine the size of service that will accommodate your power demand. Refer to our "How-To-Do-It" sheet #3 to determine the correct size of the new service. The next step is to contact your local building department for permits and requirements specific to your area. The serving utility company will also need to be consulted to properly determine the location to mount the equipment and the required clearances from existing objects. Our sales team will be able to advise you of any variations in requirements specific to your area or serving utility company such as CT metering or conduit requirements, etc.

Once the required size and location of the service are known, refer to the appropriate detail to select and install the equipment needed to complete your new service.

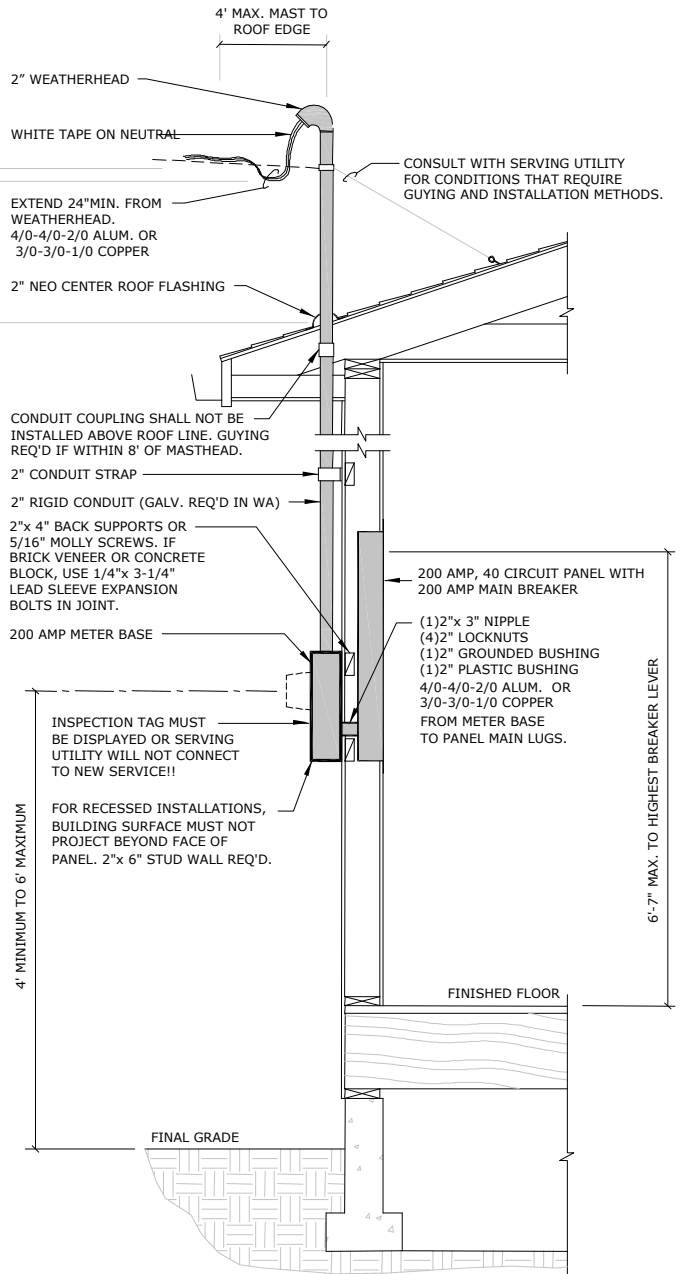
(OVER)



NOTE:
 VERIFY GROUNDING REQUIREMENTS WITH YOUR LOCAL GROVER REPRESENTATIVE, LOCAL CODES & THE NEC (ARTICLE 250). ALL AVAILABLE GROUNDING ELECTRODES MUST BE BONDED TOGETHER (CONCRETE ENCASED ELECTRODE, GROUND RODS, UNDERGROUND WATER PIPES). MINIMUM GROUNDING CONDUCTOR TO BE #4 AWG COPPER.

CONSULT WITH SERVING UTILITY FOR EQUIPMENT LOCATIONS AND CLEARANCES PRIOR TO BEGINNING PROJECT!!

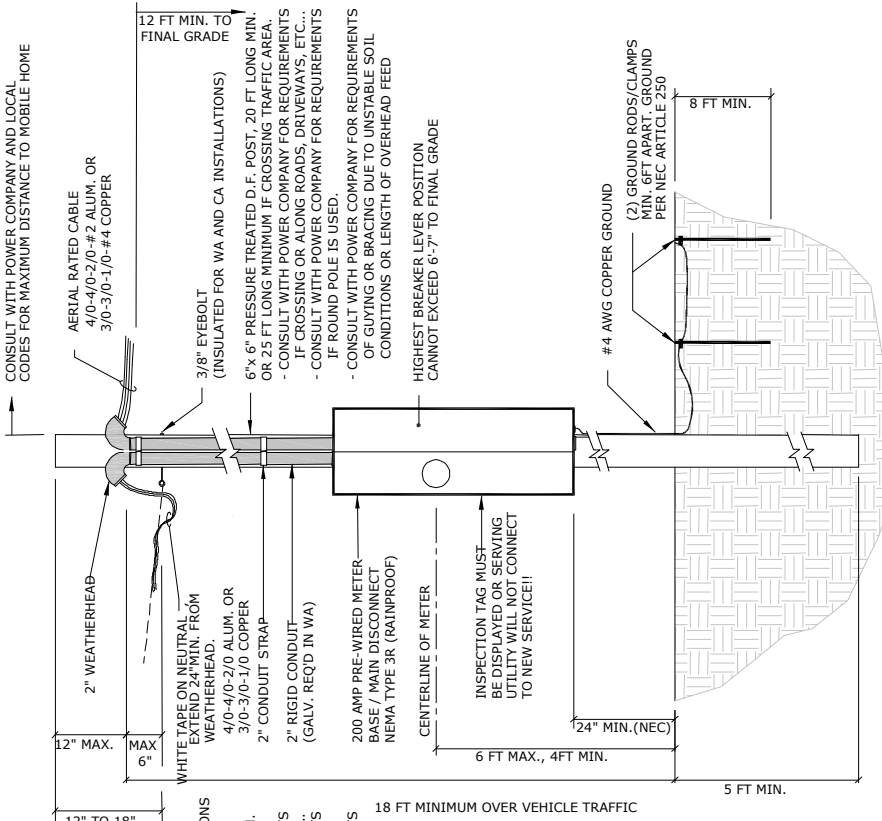
200 AMP UNDERGROUND SERVICE



NOTE:
 VERIFY GROUNDING REQUIREMENTS WITH YOUR LOCAL GROVER REPRESENTATIVE, LOCAL CODES & THE NEC (ARTICLE 250). ALL AVAILABLE GROUNDING ELECTRODES MUST BE BONDED TOGETHER (CONCRETE ENCASED ELECTRODE, GROUND RODS, UNDERGROUND WATER PIPES). MINIMUM GROUNDING CONDUCTOR TO BE #4 AWG COPPER.

CONSULT WITH SERVING UTILITY FOR EQUIPMENT LOCATIONS AND CLEARANCES PRIOR TO BEGINNING PROJECT!!

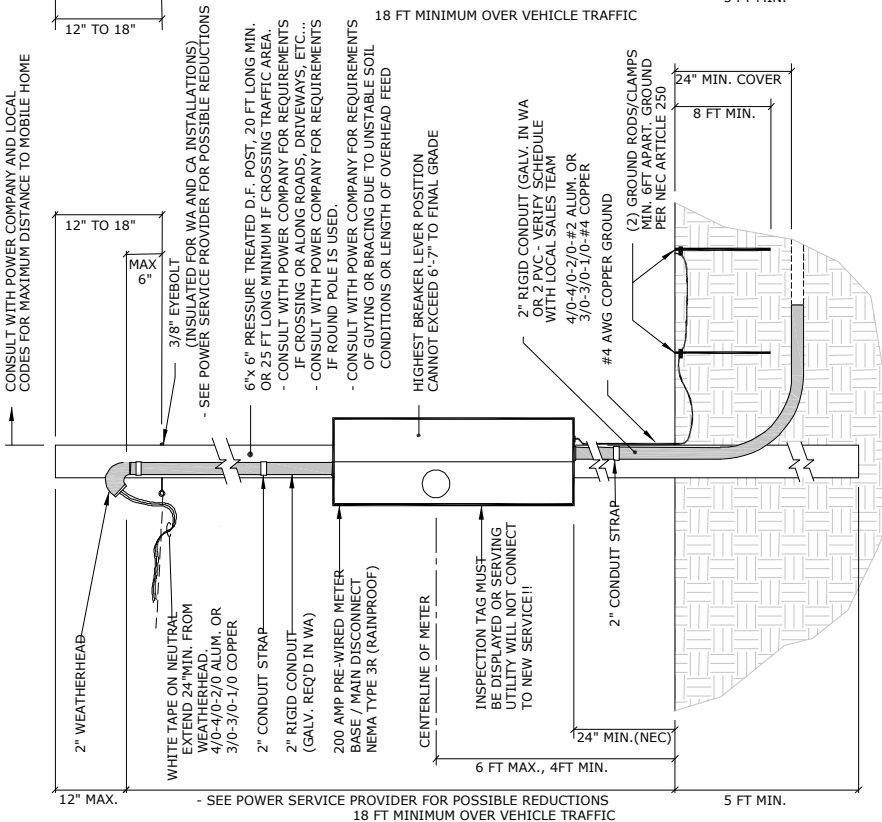
200 AMP OVERHEAD SERVICE



CONSULT WITH SERVING UTILITY FOR EQUIPMENT LOCATIONS AND CLEARANCES PRIOR TO BEGINNING PROJECT!!

OVERHEAD TO OVERHEAD

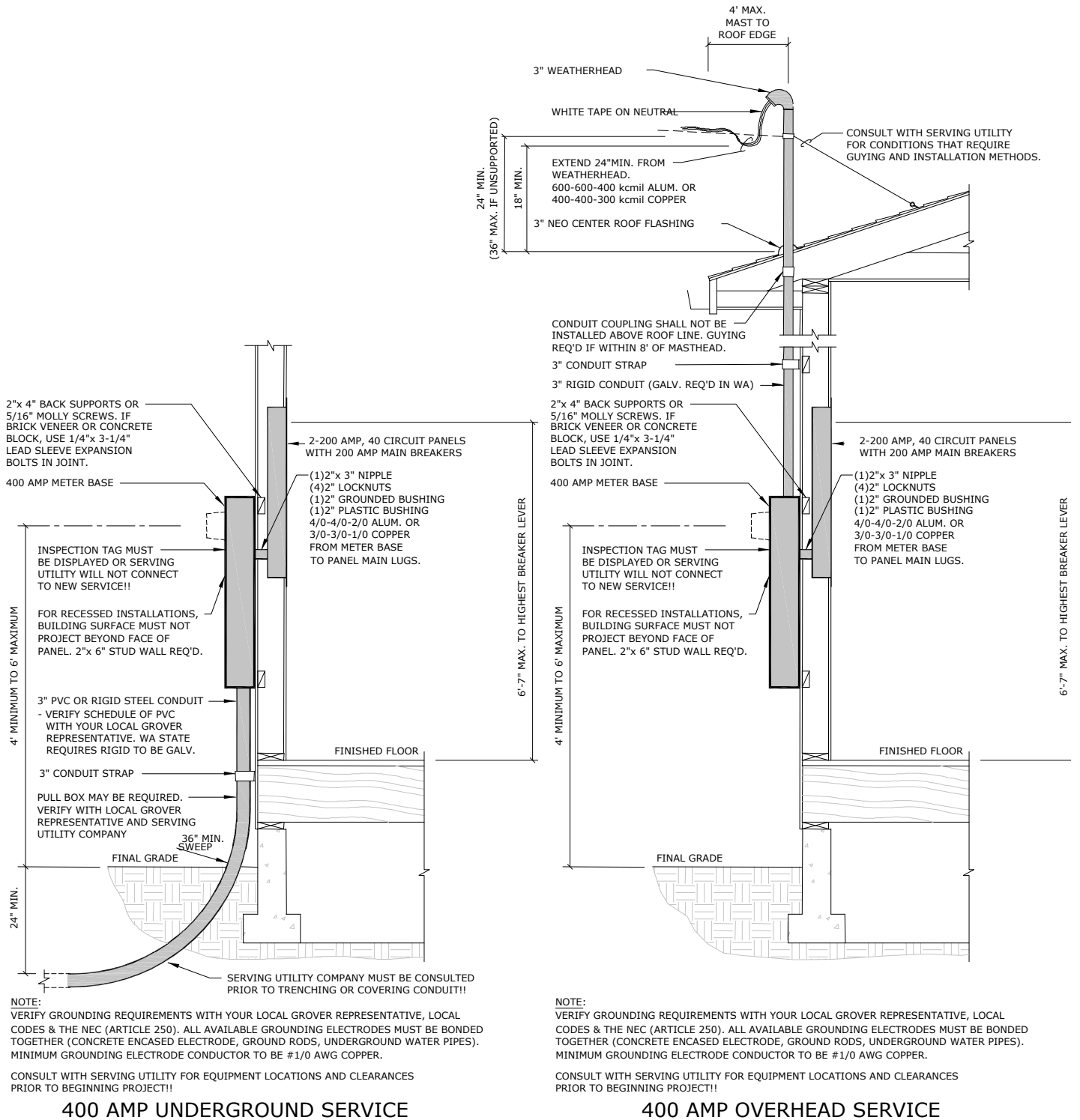
200 AMP MOBILE HOME SERVICES



CONSULT WITH SERVING UTILITY FOR EQUIPMENT LOCATIONS AND CLEARANCES PRIOR TO BEGINNING PROJECT!!

OVERHEAD TO UNDERGROUND

These "How-To-Do-It" sheets have been reviewed in June 2007 by a professional Engineer. If you find a problem, please notify G & G Electric & Plumbing at 1900 NE 78th Street, Ste. 101, Vancouver, Washington 98665



These "How-To-Do-It" sheets have been reviewed in June 2007 by a professional Engineer. If you find a problem, please notify G & G Electric & Plumbing at 1900 NE 78th Street, Ste. 101, Vancouver, Washington 98665